

Virtual Handsworth Pre-School



This bulletin has been prepared by: Gemma

Our focus for the holiday is: Easter/growing.

Pre-School Leader's Comments:

Welcome to the Easter break Virtual Pre-School. Gemma has found lots of lovely ideas to help keep your little ones busy over the next couple of weeks. As ever, we'd love to hear from you about any of the activities you try. In Pre-School, over the last half term, we've planted some bulbs and some cress seeds. Gemma has suggested some activities to watch and measure the plants as they grow. You could also encourage your child to draw some pictures of the plants as they grow; or to keep a diary. If you do manage a few egg and cress sandwiches or sprinkle some cress on your salad, perhaps you could encourage your child to think about eating healthily and growing food. If you have the time, space and energy to plant/grow any fruit and veg at home, it would be wonderful talk to your child about what they do at home and what they've done at Pre-School.

As well as Gemma's fab suggestions below, there are a few resources/ideas on our Twinkl page. Follow this link [Online Educational Resources | Twinkl Go!](#) and put in the code: **SE2173**. The Local Authority also have a range of home learning ideas on their 'Chit Chat Pitter Pat' pages. You can follow Chit Chat Pitter Pat on Facebook or you can use this link: [Working with Families \(0 to 5 years\) | The Hub - Waltham Forest Education Hub](#). They have also produced an interactive Spring Game board, aimed at encouraging children to get out and about in the Borough as the weather (hopefully) improves.

We wish you all a very Happy Easter, and that that Easter Bunny brings just the right amount of treats. If you need to contact the Pre-School during the break, please use our general enquiries line:

info@handsworthpreschool.co.uk and 07932 154133. We'll see you back at Pre-School on **Tuesday 20th**

April, 9.00am. *Janet*

Craft ideas

- **Can you make your own easter bonnet?** [Easter Bonnet Ideas - Easter Bonnet Hats Craft - Easter Hats | Easter Crafts for Kids - YouTube](#)
- **Can you make a bunny out of paper Mache?** [Wobbling Papier Mache Bunny - Easter Crafts for Kids - Easy Peasy and Fun](#)
- **Can you make an easter basket for your easter eggs to go in?** [Easy Easter Egg Basket DIY | Easter Crafts for Kids - YouTube](#)
- **Can you use potatoes to make some easter egg print pictures?** [Potato Stamp Easter Eggs – Practically Functional](#)



Play ideas:

- Can you have your own easter egg hunt in your garden or around the house?
- Can you have an easter tea party with your teddies?
- Can you build an easter egg or chicken out of duplo?
- See if you can make some easter slime using marshmallows? [Peeps Slime: What a Fun Candy Science Activity for Spring | Fun-A-Day! \(fun-a-day.com\)](#)



Books, stories, rhymes etc:

- The Tiger Who Came to Tea-Judith Kerr
- How to Catch the Easter Bunny by Adam Wallace
- We are Going on an Egg Hunt by Ian Wallace.
- The Great Egg Space by Jory John and Pete Oswald.
- The First Easter by Sally Ann Wright
- The Rhyming Rabbit by Julia Donaldson.

Easter Eggs Song (to the tune of Jingle Bells)

Easter eggs! Easter eggs!
Orange, pink and blue
Oh what fun it is to find
These Easter eggs with you!

Easter eggs! Easter eggs!
Squares and stripes too
Oh what fun it is to find
These Easter eggs with you!

Dashing across the yard
With a basket in my hand
Over the grass I go
Looking here and there
I think I spot an egg
Over by the tree
Oh what fun it is to see
These Easter eggs for me!












Exploring number and shape:

- can you measure how tall your cress has grown?
- Can you measure how tall your flower for Mother's Day has grown?
- Can you count how many eggs can you count?

Easter Egg Name _____

How Many?

Count. Write the number.

 <input style="width: 50px; height: 30px;" type="text"/>	 <input style="width: 50px; height: 30px;" type="text"/>	 <input style="width: 50px; height: 30px;" type="text"/>
 <input style="width: 50px; height: 30px;" type="text"/>	 <input style="width: 50px; height: 30px;" type="text"/>	 <input style="width: 50px; height: 30px;" type="text"/>
 <input style="width: 50px; height: 30px;" type="text"/>	 <input style="width: 50px; height: 30px;" type="text"/>	 <input style="width: 50px; height: 30px;" type="text"/>

Copyright © Free4classrooms.com

